



Mon
Carnet de
Capacités

LITTLE PEAKS PROGRESS BOOK

PEAKSNOWSPORTS.COM



Premium progression pathway for
young skiers

20
26

This book belongs to



Name _____

Age _____

Instructor _____

Season _____

A structured progression pathway from Beginner → Expert.

As your child completes each step, they receive:

- A new level badge
- A signed-off page
- A recognised progression milestone

Our booking system syncs automatically with their progress, ensuring they are always placed in the right level when you book.

Our intuitive recommendation model selects the best group and lesson type based on their development.

Your instructor will guide them through each skill with confidence and care. In French and English.



Beginner

Introducing new skiers to balance, sliding, and safety in a calm, enjoyable way.

Core Skills

- Stand confidently on skis
- Slide with early balance
- Use a snowplough to stop
- Follow simple instructions
- Safe, confident movement in beginner areas.

What We're Working Toward

- Straight run with skis parallel on flat terrain
- Can hold a braking snowplough
- Can make small snowplough wiggles
- Can herringbone walk up the slope

Completed

Date _____ Instructor _____

Progress



Improver

Building balance, control, and smooth early turns.

Core Skills

- Stand confidently on skis
- Slide with early balance
- Use a snowplough to stop
- Follow simple instructions
- Safe, confident movement in beginner areas.

What We're Working Toward

- Can get myself up after fallen
- Control speed and line using a snowplough turn
- Follow instructors tracks, without cutting corners
- Understand the ski way code

Completed

Date _____ Instructor _____

Progress





Intermediate

Linking early turns with growing confidence on green/blue slopes.

Core Skills

- Link snowplough turns
- Control speed through the turn shape
- Navigate easy green slopes independently
- Start adapting to terrain changes
- Controlling speed and line on blue slopes, using all lift types independently and able to read a piste map.

What We're Working Toward

- I can balance on the outside ski
- I am learning how to side slip, I may leave my uphill ski behind
- I can parallel traverse with the downhill ski gripping
- Can get up by myself, when fallen over

Completed

Date _____ Instructor _____

Progress



Intermediate

Exploring more of the mountain with independence and safety.

Core Skills

- Confident linked turns on blue slopes
- Safe independent skiing
- Chairlift + button lift competence
- Intro to varied terrain and snowparks
- Strong mountain awareness

What We're Working Toward

- Direct side slip controlling both skis simultaneously
- I can manage my posture on steeper slopes
- I am exploring parallel turns
- I can lead a group safely

Completed

Date _____ Instructor _____

Progress





Advanced

Exploring more of the mountain with independence and safety.

Core Skills

- Consistent parallel turns
- Gripping the skis around the turn
- Confident on blues + entry reds
- Adapt to snow conditions
- Parallel turns on red runs. Outside ski carving on blue runs.

What We're Working Toward

- I can lift inside ski at the fall line, to the end of turn
- Diagonal side-slip, controlling fore and aft movements
- I am comfortable using all types of lifts
- Maintain ski to snow contact

Completed

Date _____ Instructor _____

Progress



Advanced

Dynamic, versatile skiing across the mountain.

Core Skills

- Strong parallel turns on red slopes
- Rhythm changes + snow variation
- Linked switch skiing on green runs
- Linking turns in the off-piste, fall line descent in bumps
- Strong decision-making and leadership
- Grippy short turns on red runs. Both skis are carving on blue runs.

What We're Working Toward

- I am learning to make short turns and develop my pole plant
- I am learning how to ski backwards
- I can do 360 spins, keeping ski's mostly parallel
- I can ski a funnel shaped descent

Completed

Date _____ Instructor _____

Progress





Advanced

High-level all-mountain performance.

Core Skills

- Grippy short turns on red slopes with pole plant
- Basic tricks in the snow parks
- Linked switch skiing on green/blue runs
- Linking turns in the off-piste, fall line descent in bumps
- Strong decision-making and leadership
- Mature, confident and controlled skiing around the whole mountain.

What We're Working Toward

- I am learning to carve my skis
- Linked turns in easy moguls
- Explore green and blue freestyle park features
- I am able to deal with emergency situations

Completed

Date _____ Instructor _____

Progress



Advanced

High-level all-mountain performance.

Core Skills

- Grippy short turns at the fall line on red slopes with pole plant
- 360 spins on blue+ kickers and rail slides
- Linked switch skiing on green/blue runs
- Linking turns in the off-piste, fall line descent in bumps
- Strong decision-making and leadership
- Mature, confident and controlled skiing around the whole mountain.

What We're Working Toward

- I can carve my skis in blue and red slopes
- Variety of lines on full bumps run, inside and outside line
- Confident spinning on blue+ freestyle park features
- I am able to deal with emergency situations







Completed

Date _____ Instructor _____

Progress



Tracker

| | Start | Complete | Notes |
|---|-------|----------|-------|
|  | | | |
|  | | | |
|  | | | |
|  | | | |
|  | | | |
|  | | | |
|  | | | |
|  | | | |

Notes



“PLEASE REMEMBER THE PISTE X CODE WHEN YOU’RE ON THE MOUNTAIN TODAY!”

The Piste X Code aims to make us all more considerate on the mountain, avoiding accidents and keeping each other safe. This is a community initiative for Morzine, Les Gets and Avoriaz supported by local businesses.

WATCH THE VIDEO



STOP • LOOK • SLIDE



- ❖ **SKI AND SNOWBOARD WITHIN YOUR ABILITY**
Control your speed, avoid other mountain users.
- ❖ **CONSIDER YOUR CHOICE OF PATH**
The downhill skier or snowboarder always has the right of way. It’s your responsibility to avoid them. Leave space while passing.
- ❖ **THINK ABOUT WHERE YOU’LL STOP**
Always at the side of the piste, never in the middle! And never beneath the brow of a hill.
- ❖ **BE AWARE OF YOUR SURROUNDINGS**
Look up and down the slope before you set off or re-join the piste.
- ❖ **SET A GOOD EXAMPLE FOR CHILDREN**
Teach children about piste safety and the importance of the Piste X Code.
- ❖ **RESPECT PISTE SIGNS AND MARKINGS**
If a piste is closed, it’s closed for your safety. Watch for signs advising you to slow down.
- ❖ **YOUR ROLE IF THERE’S AN ACCIDENT**
You are duty bound to assist. Cross your skis upright in the snow above the incident and call 112.
- ❖ **WHAT ELSE CAN YOU DO?**
Be sensible with your alcohol consumption, don’t listen to music on the pistes and never use ski apps that challenge your speed.



Where moments become memories



The story:

PEAK was founded by three brothers with a lifelong passion for the mountains and a belief that skiing is more than a sport, it's a collection of moments you carry with you.

We set out to create a ski school defined by premium service, professional excellence, and genuine personal connection. A place where every child feels supported, every parent feels confident, and every lesson becomes a memory.

Today, our team of dedicated instructors and BASI Examiners continues this vision, teaching with care, celebrating progress, and shaping unforgettable experiences across the Alps.



Hero

Awarded for outstanding care, courage, or kindness.



Monty

Je maîtrise bien les règles de la FIS et la Piste X Code

Moments.

Office

hello@peaksnowsports.com

+44 1483 616 522

www.peaksnowsports.com

[@peaksnowsports](https://twitter.com/peaksnowsports)

Collect all our Peakiniños




Powered by



Proud to be supported by

The PEAK steps system is proudly powered by partners who share our commitment to premium experiences, professional excellence, and personal connection. Their support elevates every lesson, strengthens our community, and helps us deliver the exceptional standard people expect from PEAK Snowsports.



Buy your home in the Alps

Our trusted property partners, supporting clients with expertise across the French Alps.

elliman.com

Join us for Après

Our local après-ski home, a welcoming spot for instructors, families, and friends.

crepu-morzine.com


Become a certified instructor

With 8+ BASI Examiners on our team, we proudly uphold learner-centred teaching in every lesson.

basi.org.uk



PEAKSNOWSPORTS.COM



Premium progression pathway for
young skiers

20
26

This book belongs to



Name _____

Age _____

Instructor _____

Section _____

A returns white patching authority from the beginning is in progress
spectroduct approach into the field Lay out the link.

- ◆ Authority & PRNs
- ◆ Egeidante pages
- ◆ A set of editing system releases

Our including system of the adult's program is intended
to be used in the classroom. The link of the part
is well in the program name by the loggable program.
shandwitals for the program, some programmatic and
warrant evidence the hive are the epei evc in